

MEGHNA CEMENT MILLS LTD.

Statement of Financial Position As at 30 September, 2016 Unaudited


Figures in "000"

Particulars	Notes	Amount in Taka	
		30-Sep-16	30-Jun-16
ASSETS			
Non Current Assets:			
Property, Plant & Equipment	2	996,724	1,027,489
Current Assets:			
Inventories	3	734,139	707,772
Trade & Other Receivables	4	931,269	875,795
Advance, Deposits & Prepayments	5	1,671,347	1,721,462
Cash and Cash Equivalents		159,932	226,349
Total Assets:		4,493,411	4,558,867
EQUITY & LIABILITIES			
Shareholders Equity:			
Share Capital		225,004	225,004
General Reserve		166,000	166,000
Revaluation Surplus		42,353	44,010
Retained Earnings		364,528	359,287
Non Current Liabilities:			
Long Term Borrowings	6	227,298	235,567
Gratuity Payable		80,472	80,472
Deferred Tax Liability		134,519	134,519
Current Liabilities:			
Short Term Borrowings		2,620,648	2,660,564
Long Term Borrowings-Current Portion		19,380	18,671
Payable for Sundry Expenses		252,961	287,940
Payable for Goods Supplied		215,409	197,749
Payable for Other Finance		88,478	88,242
Advance Received against Sales		56,361	60,842
Total Equity & Liabilities:		4,493,411	4,558,867

Note: Last year's figures have been rearranged to confirm to current quarter and presentation.



Toffail Hossain
Chief Financial and Development Officer



Ahmed Akbar Sobhan
Chairman

MEGHNA CEMENT MILLS LTD.

Statement of Profit or Loss and Other Comprehensive Income For the Period from 1 July to 30 September, 2016 Unaudited


Figures in "000"

Particulars	Amount in Taka	
	01 July 2016 to 30 Sep 2016	01 July 2015 to 30 Sep 2015
Revenue	854,067	922,891
Cost of Goods Sold	(738,094)	(816,432)
Gross Profit	115,973	106,459
Operating Expenses	(52,430)	(55,609)
Administrative overhead	(33,879)	(35,420)
Selling & distribution overhead	(34,324)	(44,831)
Other operating income	15,773	24,642
Operating Profit	63,543	50,850
Other non operating income	171	289
Financial Expenses	(58,696)	(47,604)
Profit before WPPF	5,018	3,535
Contribution to WPPF	(239)	(168)
Profit before Income Tax	4,779	3,367
Tax Expenses	(1,195)	(842)
Profit after Tax	3,584	2,525
Other Comprehensive Income	-	-
Total Other Comprehensive Income net of tax	-	-
Total Comprehensive Income	3,584	2,525
Earnings per Share(Basic)	0.16	0.11

Note: Last year's figures have been rearranged to confirm to current quarter end presentation.



Toffail Hossain
Chief Financial and Development Officer



Ahmed Akbar Sobhan
Chairman

MEGHNA CEMENT MILLS LTD.


Statement of Changes in Equity For the period from 1 July to 30 September, 2016 Unaudited

Figures in "000"

Particulars	Share Capital	General Reserve	Revaluation Surplus	Retained Earnings	Total
Balance as on 01 July 2015	225,004	166,000	50,461	419,066	860,531
Depreciation on revaluated assets			(1,469)	1,469	-
Net Profit for the period				2,525	2,525
Balance as on 30 September 2015	225,004	166,000	48,992	423,060	863,056
Balance as on 01 July 2016	225,004	166,000	44,010	359,287	794,301
Depreciation on revaluated assets			(1,657)	1,657	-
Net Profit for the period				3,584	3,584
Balance as on 30 September 2016	225,004	166,000	42,353	364,528	797,885



Toffail Hossain
Chief Financial and Development Officer



Ahmed Akbar Sobhan
Chairman

MEGHNA CEMENT MILLS LTD.


Statement of Cash Flows For the Period from 1 July to 30 September, 2016 Unaudited

Figures in "000"

	Amount in Taka	
	01 July 2016 to 30 Sep 2016	01 July 2015 to 30 Sep 2015
A. CASH FLOWS FROM OPERATING ACTIVITIES		
Collection from Turnover & Other Income	937,799	1,339,302
Payment against Purchase of Raw Materials & Others	(710,829)	(1,148,054)
Payment against Expenses & Creditors	(186,468)	(184,350)
Payment against Interest	(58,696)	(47,603)
Total Cash Flow from Operating Activities	(18,194)	(40,705)
B. CASH FLOW FROM INVESTING ACTIVITIES		
Acquisition of Fixed Assets	(744)	(557)
Disposal of Fixed Assets	-	-
	(744)	(557)
C. CASH FLOWS FROM FINANCING ACTIVITIES		
Long Term Loan (Net)	(8,269)	(133,481)
Short Term Bank Loan	(39,207)	215,555
Dividend Paid	(3)	(27,073)
	(47,479)	55,001
INCREASE/(DECREASE) IN CASH FLOWS (A+B+C)	(66,417)	13,739
Opening Cash & Bank Balances	226,349	181,098
Closing Cash & Bank Balances	159,932	194,837



Toffail Hossain
Chief Financial and Development Officer



Ahmed Akbar Sobhan
Chairman

MEGHNA CEMENT MILLS LTD.

Notes to the financial statements For the period from 1 July to 30 September, 2016 Unaudited

Selected explanatory notes:

These financial statements have been prepared in line with Accounting Policies as adopted in the preparation of financial statements for the year ended 30 June 2016. This interim financial report includes only those selected explanatory notes as were deemed appropriate for better understanding of unaudited financial statements.

	30-Sep-16 Taka	Figures in "000" 30-Jun-16 Taka
Fixed asset at cost:		
Fixed asset at cost less accumulated depreciation	996,724	1,027,489
Inventories:		
Raw materials	498,680	439,306
Packing materials	11,849	24,947
Finished goods	19,409	51,106
Stores & spares	204,201	192,413
	734,139	707,772
Trade debtors:		
Balance Carrying more than 1(one) year	512,198	507,961
Balance Carrying more than 6(six) month	23,282	17,516
Balance Carrying less than 6(six) month	395,789	350,318
	931,269	875,795
Advance, deposits & prepayments:		
Advance	910,856	987,213
Advance tax	664,734	646,577
Deposits	12,738	12,882
Prepayments	83,019	74,790
	1,671,347	1,721,462
Non Current Liabilities:		
Gratuity payable	80,472	80,472
Deferred tax liability	134,519	134,519
Long term borrowings	227,298	235,567
	442,189	450,558



Toffail Hossain
Chief Financial and Development Officer



Ahmed Akbar Sobhan
Chairman