

MEGHNA CEMENT MILLS LTD.


Statement of Financial Position As at 30 June, 2014 Unaudited

Figures in "000"

<u>Particulars</u>	<u>Notes</u>	<u>30-Jun-14</u> <u>Taka</u>	<u>31-Dec-13</u> <u>Taka</u>
ASSETS			
Non Current Assets:		951,686	1,005,278
Property, Plant & Equipment	2	951,686	1,005,278
Current Assets:		3,159,845	3,230,991
Inventories	3	654,224	700,849
Trade receivable	4	758,783	907,688
Advance, Deposits & Prepayments	5	1,532,366	1,426,997
Cash and Bank Balances		214,472	195,457
Total Assets:		4,111,531	4,236,269
EQUITY & LIABILITIES			
Shareholders Equity:		890,840	822,119
Share Capital		225,004	225,004
General Reserve		166,000	166,000
Revaluation Surplus		58,687	58,687
Retained Earnings		441,149	372,428
Non Current Liabilities:	6	816,679	871,850
Long Term Loan		588,241	643,412
Gratuity Payable		57,782	57,782
Deferred Tax Liability		170,656	170,656
Current Liabilities:		2,404,011	2,542,300
Short Term Bank Loan		1,641,939	1,754,084
Long Term Loan-Current portion		29,300	38,646
Payable for Sundry Expenses		387,606	339,492
Payable for Goods Supplied		147,723	313,800
Payable for Other Finance		122,281	83,749
Advance Received against Sales		75,162	12,529
Total Equity & Liabilities:		4,111,530	4,236,269



Mr. Toffail Hossain
Chief Financial and Development Officer.



Ahmed Akber Sobhan
Chairman/Director


MEGHNA CEMENT MILLS LTD.

Statement of Comprehensive Income For the half year ended 30 June, 2014 Unaudited


Figures in "000"

Particulars	Half year ended on		Period ended	
	30-Jun-14 Taka	30-Jun-13 Taka	April-June,14 Taka	April-June,13 Taka
Revenue	2,222,156	3,036,675	1,094,654	1,469,156
Cost of Goods Sold	(1,845,168)	(2,650,883)	(854,666)	(1,228,482)
Gross Profit	376,988	385,792	239,988	240,674
Operating Expenses	(91,485)	(81,418)	(71,747)	(50,198)
Administrative Overhead	(58,121)	(50,892)	(33,128)	(28,835)
Selling & Distribution Overhead	(42,824)	(41,559)	(28,871)	(21,363)
Other operating income	9,460	11,033	(9,748)	-
Operating Profit	285,503	304,374	168,241	190,476
Other non-operating income	4,658	1,413	4,658	-
Financial Expenses	(141,754)	(160,220)	(81,532)	(83,671)
Profit before WPPF	148,407	145,567	91,367	106,805
Contribution to WPPF	(7,067)	(6,932)	(4,351)	(5,086)
Profit before Income Tax	141,340	138,635	87,016	101,719
Tax Expenses	(38,869)	(38,125)	(23,929)	(27,973)
Profit after Tax	102,472	100,511	63,087	73,746
Other Comprehensive Income	-	-	-	-
Total Other Comprehensive Income net of tax	-	-	-	-
Total Comprehensive Income	102,472	100,511	63,087	73,746
 Earnings per Share(Basic)	 4.55	 4.47	 2.80	 3.28

Note: Last year's figures have been rearranged to confirm to current quarter and presentation.



Mr. Toffail Hossain
Chief Financial and Development Officer




Ahmed Akbar Sobhan
Chairman/Director

MEGHNA CEMENT MILLS LTD.

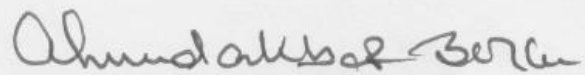
Cash Flow Statement For the Half year ended 30 June, 2014 Unaudited

Figures in "000"

	30-Jun-14 <u>Taka</u>	30-Jun-13 <u>Taka</u>
CASH FLOWS FROM OPERATING ACTIVITIES		
Collection from Turnover & Other Income	2,781,177	3,680,894
Payment against Purchase of Raw Materials & Others	(2,155,617)	(2,712,040)
Payment against Expenses & Creditors	(292,850)	(454,766)
Payment against Interest	(141,754)	(160,220)
Total Cash Flow from Operating Activities	<u>190,956</u>	<u>353,868</u>
CASH FLOW FROM INVESTING ACTIVITIES		
Acquisition of Fixed Assets	(2,339)	(1,168)
Disposal of Fixed Assets	-	-
	<u>(2,339)</u>	<u>(1,168)</u>
CASH FLOWS FROM FINANCING ACTIVITIES		
Long Term Loan (Net)	(55,171)	(137,390)
Short Term Bank Loan	(112,145)	(36,972)
Dividend Paid	(2,286)	(31,403)
	<u>(169,602)</u>	<u>(205,765)</u>
INCREASE/(DECREASE) IN CASH FLOWS (A+B+C)	19,015	146,935
Opening Cash & Bank Balances	195,457	156,015
Closing Cash & Bank Balances	<u>214,472</u>	<u>302,950</u>



Mr. Toffail Hossain
Chief Financial and Development Officer




Ahmed Akbar Sobhan
Chairman/Director

MEGHNA CEMENT MILLS LTD.

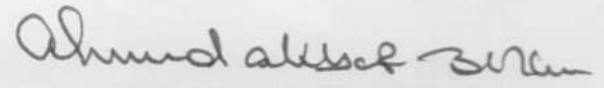
**Statement of Changes in Equity
For the Half year ended 30 June, 2014
Unaudited**

Figures in "000"

Particulars	Share Capital	General Reserve	Revaluation Surplus	Retained Earnings	Total
Balance as on 31 December 2013	225,004	166,000	58,687	372,428	822,119
Dividend for the year 2013				(33,751)	(33,751)
Net Profit for the period				102,472	102,472
Balance as on 30th June 2014	225,004	166,000	58,687	441,149	890,840
Balance as on 31 December 2012	225,004	166,000	73,219	296,497	760,720
Dividend for the year 2012				(56,251)	(56,251)
Net Profit for the period				100,511	100,511
Balance as on 30th June 2013	225,004	166,000	73,219	340,757	804,980



Mr. Toffail Hossain
Chief Financial and Development Officer



Ahmed Akbar Sobhan
Chairman/Director


MEGHNA CEMENT MILLS LTD.

Notes to the financial statements For the Half year ended 30 June, 2014 Unaudited

1 Selected explanatory notes:

These financial statements have been prepared in line with Accounting Policies as adopted in the preparation of financial statements for the year ended 31 December 2013. This interim financial report includes only those selected explanatory notes as were deemed appropriate for better understanding of unaudited financial statements.

	30-Jun-14 <u>Taka</u>	Figures in "000" 31-Dec-13 <u>Taka</u>
2 Fixed asset at cost:		
Fixed asset at cost less accumulated depreciation	951,686	1,005,278
3 Inventories:		
Raw materials	341,169	394,912
Packing materials	93,067	108,362
Finished goods	55,338	33,820
Stores & spares	164,650	163,755
	<u>654,224</u>	<u>700,849</u>
4 Trade debtors:		
Balance Carrying more than 1(one) year	507,752	489,589
Balance Carrying more than 6(six) month	1,579	17,570
Balance Carrying less than 6(six) month	249,452	400,529
	<u>758,783</u>	<u>907,688</u>
5 Advance, deposits & prepayments:		
Advance	589,356	546,563
Advance tax	879,277	815,509
Deposits	15,087	14,825
Prepayments	48,646	50,100
	<u>1,532,366</u>	<u>1,426,997</u>
6 Long term liabilities:		
Gratuity Payable	57,782	57,782
Deferred tax liabilities	170,656	170,656
Long term loan	588,241	643,412
	<u>816,679</u>	<u>871,850</u>



Mr. Toffail Hossain
Chief Financial and Development Officer



Ahmed Akbar Sobhan
Chairman/Director